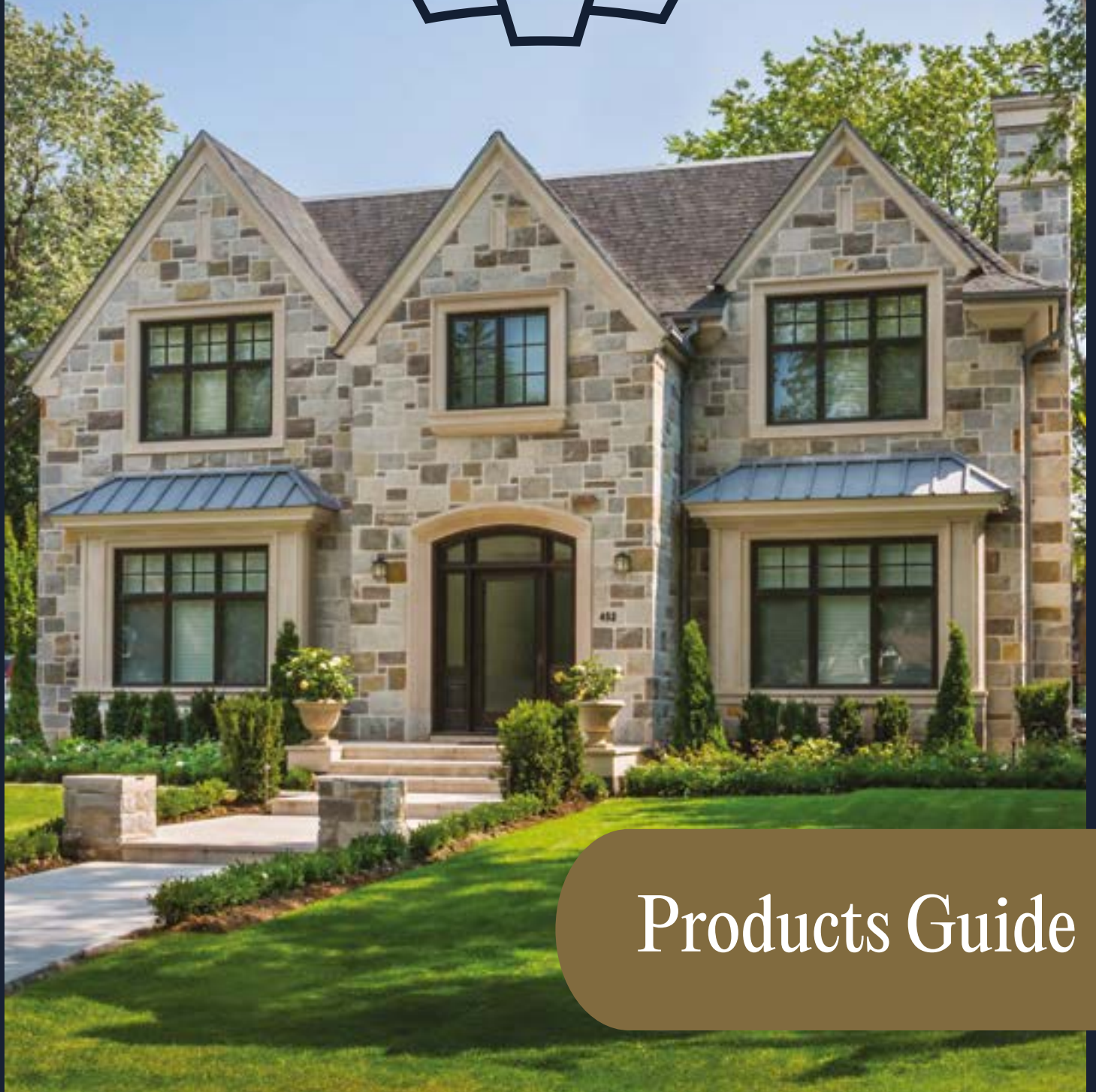


natural stone

DUCHARMIE



Products Guide

Masonry



Pattern : Ascot
Colour Mix : Atmosphere

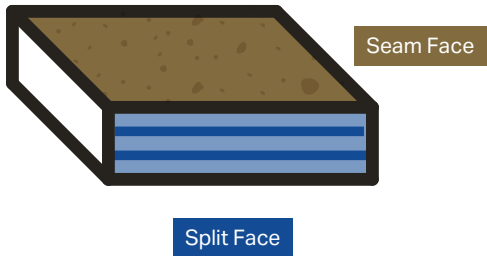
Nomenclature & Glossary (Masonry)

ROUGH BLOCK, AS QUARRIED



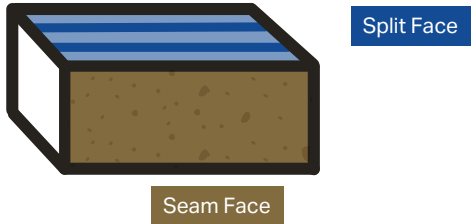
Seam Face (or Bed Face)
Also called weathered face, when exposed to the elements.

Split Face (or Ashlar Face)
Displays the various stone layers (stratification).



JUMPER, AS INSTALLED

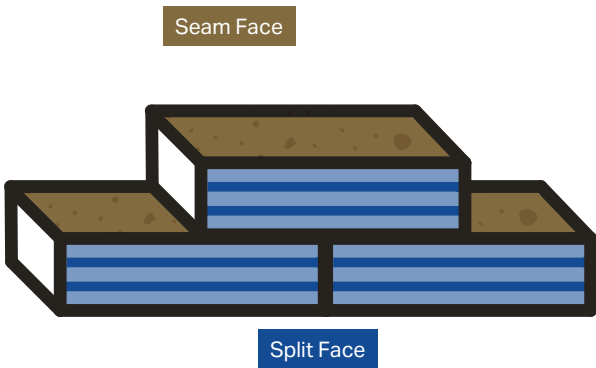
Jumper
When installed on a wall, exposes the seam face.



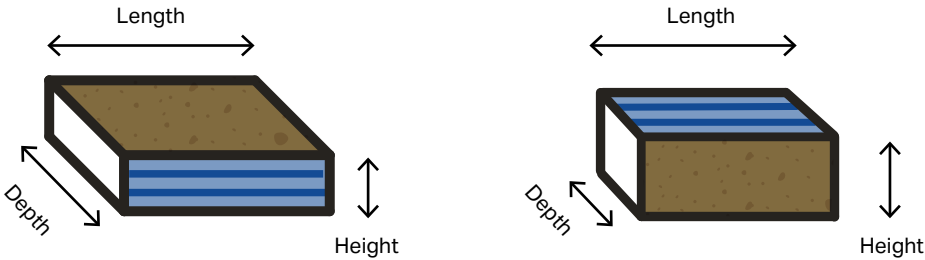
ASHLAR STICK, AS INSTALLED



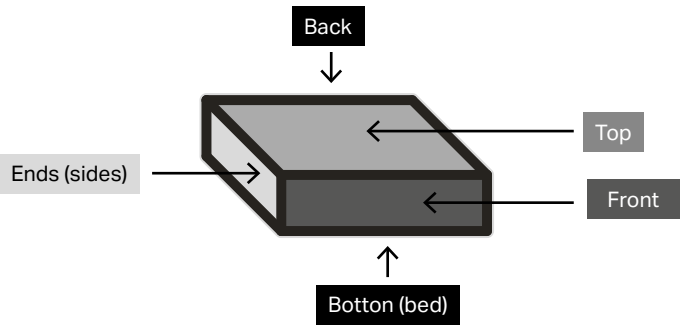
Ashlar Stick
When installed, exposes the split face (ashlar face).



Thus, for masonry patterns, the tables in this document show the dimensions of stones when installed on the wall.



Stones faces can be natural (split), guillotined or sawn and are identified as follows :



Masonry Stones

Regular Guillotined Ashlar Sticks						
Depth options	Heights	Lengths	Fronts (visible faces)	Backs	Ends (sides)	Tops & Bottoms (bed)
Variable 3in1/2 - 4in1/2 (full bed stone)	Variable 3 in - 9 in	Variable 8 in - 28 in	Guillotined	Guillotined	Natural*	Natural
Variable 1in1/4 - 1in1/2 (thinstone)	Variable 3 in - 9 in	Variable 8 in - 28 in	Guillotined	Sawn	Natural* Custom corners available	Natural

Narrow (height) Guillotined Ashlar Sticks						
Depth options	Heights	Lengths	Fronts (visible faces)	Backs	Ends (sides)	Tops & Bottoms (bed)
Variable 3 in1/2 - 4 in1/2 (full bed stone)	Variable 2 in - 3 in	Variable 8 in - 28 in	Guillotined	Guillotined	Natural*	Natural
Variable 1 in1/4 - 1 in1/2 (thinstone)	Variable 2 in - 3 in	Variable 8 in - 28 in	Guillotined	Sawn	Natural* Custom corners available	Natural

Standard Guillotined Jumpers						
Depth options	Heights	Lengths	Fronts (visible faces)	Backs	Ends (sides)	Tops & Bottoms (bed)
Variable 3in 1/2 - 4in 1/2 (full bed stone)	As desired 4 in - 12 in	Variable 8 in - 28 in	Natural	Natural	Natural	Guillotined
Variable 1in 1/4 - 1in 1/2 (thinstone)	As desired 4 in - 12 in	Variable 8 in - 28 in	Natural	Sawn	Natural Custom corners available	Guillotined

High Guillotined Jumpers						
Depth options	Heights	Lengths	Fronts (visible faces)	Backs	Ends (sides)	Tops & Bottoms (bed)
Variable 3 in 1/2 - 4 in1/2 (full bed stone)	As desired 12 in - 14 in	Variable 8 in - 28 in	Natural	Natural	Natural	Guillotined

* May be guillotined



ducharmestone.com

Guillotined Jumpers, Sawn to Height						
Depth options	Heights	Lengths	Fronts (visible faces)	Backs	Ends (sides)	Tops & Bottoms (bed)
Variable 3 in1/2 - 4 in 1/2 (full bed stone)	As desired 4 in - 12 in	Variable 8 in - 28 in	Natural	Natural	Sawn or Guillotined	Sawn
Variable 1in 1/4 - 1in 1/2 (thinstone)	As desired 4 in - 12 in	Variable 8 in - 28 in	Natural	Sawn	Sawn or Guillotined Custom corners available	Sawn

Guillotined Limestone Ashlar Sticks, Sawn to Height						
Depth options	Heights	Lengths	Fronts (visible faces)	Backs	Ends (sides)	Tops & Bottoms (bed)
Variable 3in 1/2 - 4in 1/2 (full bed stone)	As desired 2 in - 15 in	Variable 8 in - 28 in	Guillotined	Guillotined	Natural*	Sawn
Variable 1in 1/4 - 1 in 1/2 (thinstone)	As desired 2 in - 12 in	Variable 8 in - 28 in	Guillotined	Sawn	Natural* Custom corners available	Sawn

Rustic Ashlar Sticks

Can be installed in either direction, i.e. as a stick that exposes the split face or as a jumper that exposes the bed face.

Depth options	Heights	Lengths	Fronts (visible faces)	Backs	Ends (sides)	Tops & Bottoms (bed)
Variable 3 in1/2 - 4 in1/2 (full bed stone)	Variable 2 in - 12 in	Variable 8 in - 28 in	Natural	Natural	Natural	Natural
Variable 1in1/4 - 1 in1/2 (pierre amincie**)	Variable 2 in - 12 in	Variable 8 in - 28 in	Natural	Sawn	Natural Custom corners available	Natural

Mosaic (Crazywork)						
Depth options	Heights	Lengths	Fronts (visible faces)	Backs	Ends (sides)	Tops & Bottoms (bed)
Variable 3in 1/2 - 4in 1/2 (full bed stone)	Diameter 8 in - 28 in	Diameter 8 in - 28 in	Natural	Natural	Natural	Natural
Variable 1in 1/4 - 1 in 1/2 (thinstone)	Diameter 8 in - 12 in	Diameter 8 in - 28 in	Natural	Sawn	Natural Custom corners available	Natural

* May be sawn or guillotined
** For thinstone, the customer must choose which way to installed (which side to expose) when placing the order, so that our team can saw the backs.

Patterns



Pattern : Riverfield
Colour Mix : Horizon

HEMMINGFORD



Ducharme Silica Sandstone :
Blue Skies

The stones in the HEMMINGFORD pattern are variable in size and can be cut and installed freely. The ashlar stockes expose the splintered, more textured face of the stone.



Ducharme Silica Sandstone:
Garry Brown

Stones in this pattern :

Regular Guillotined Ashlar Sticks

Depth options	Heights	Lengths	Fronts (visible faces)	Backs	Ends (sides)	Tops & Bottoms (bed)
Variable 3in 1/2 - 4in 1/2 (full bed stone)	Variable 3 in - 9 in	Variable 8 in - 28 in	Guillotined	Guillotined	Natural*	Natural
Variable 1 in 1/4 - 1 in 1/2 (thinstone)	Variable 3 in - 9 in	Variable 8 in - 28 in	Guillotined	Sawn	Natural* Custom corners available*	Natural

* May be guillotined



Ducharme Silica Sandstone:
Blue Skies

RIVERFIELD



The RIVERFIELD pattern’s stones come in variable sizes and can be cut and installed freely. Rustic sticks can be installed sometimes to expose the split face and sometimes, like jumpers, to expose the bed face. On request, these stones can also be churned to alter their faces and give them an aged appearance. This pattern highlights the variations in hue and texture offered by natural stone.



Stones in this pattern :

at least 50 % of Rustic Ashlar Sticks				Can be installed in either direction, i.e. as a stick that exposes the split face, or as a jumper that exposes the bed face.		
Depth options	Heights	Lengths	Fronts (visible faces)	Backs	Ends (sides)	Tops & Bottoms (bed)
Variable 3 in 1/2 - 5 in 1/2 (full bed stone)	Variable 2 in - 12 in	Variable 8 in - 28 in	Natural	Natural	Natural	Natural
Variable 1 in 1/4 - 1 in 1/2 (thinstone**)	Variable 2 in - 12 in	Variable 8 in - 28 in	Natural	Sawn	Natural Custom corners available	Natural

with Regular Guillotined Ashlar Sticks						
Depth options	Heights	Lengths	Fronts (visible faces)	Backs	Ends (sides)	Tops & Bottoms (bed)
Variable 3in 1/2 - 4in 1/2 (full bed stone)	Variable 3 in - 9 in	Variable 8 in - 28 in	Guillotined	Guillotined	Natural*	Natural
Variable 1 in 1/4 - 1 in 1/2 (thinstone)	Variable 3 in - 9 in	Variable 8 in - 28 in	Guillotined	Sawn	Natural* Custom corners available	Natural

and/or Narrow (height) Guillotined Ashlar Sticks						
Depth options	Heights	Lengths	Fronts (visible faces)	Backs	Ends (sides)	Tops & Bottoms (bed)
Variable 3in 1/2 - 4in 1/2 (full bed stone)	Variable 2 in - 3 in	Variable 8 in - 28 in	Guillotined	Guillotined	Natural*	Natural
Variable 1 in 1/4 - 1 in 1/2 (thinstone)	Variable 2 in - 3 in	Variable 8 in - 28 in	Guillotined	Sawn	Natural* Custom corners available	Natural

* May be sawn or guillotined
** For thinstone, the customer must choose which way to installed (which side to expose) when placing the order, so that our team can saw the backs.

BARRINGTON



The stones in the BARRINGTON pattern are guillotined jumpers. These facings expose the bed face of the stone, which is generally smoother than the split faces.



Stones in this pattern :

at least 60 % of **Standard Guillotined Jumpers**

Depth options	Heights	Lengths	Fronts (visible faces)	Backs	Ends (sides)	Tops & Bottoms (bed)
Variable 3in 1/2 - 4in 1/2 (full bed stone)	As desired 4 in - 12 in	Variable 8 in - 28 in	Natural	Natural	Natural	Guillotined
Variable 1 in 1/4 - 1 in 1/2 (thinstone)	As desired 4 in - 12 in	Variable 8 in - 28 in	Natural	Sawn	Natural Custom corners available	Guillotined

with **Regular Guillotined Ashlar Sticks**

Depth options	Heights	Longueurs	Fronts (visible faces)	Backs	Ends (sides)	Tops & Bottoms (bed)
Variable 3in 1/2 - 4in 1/2 (full bed stone)	Variable 3 in - 9 in	Variable 8 in - 28 in	Guillotined	Guillotined	Natural*	Natural
Variable 1 in 1/4 - 1 in 1/2 (thinstone)	Variable 3 in - 9 in	Variable 8 in - 28 in	Guillotined	Sawn	Natural* Custom corners available	Natural

* may be guillotined

natural stone
DUCHARME

Important : Our photos and samples provide a general overview of the color and texture of our products. Natural stone is very unique and presents variations in tones, colors, veining and textures. That's Ducharme's irresistible natural charm!

ROCKBURN



The ROCKBURN pattern is composed of at least 50% jumpers, the majority of which are very tall (height), for a noble, robust style. Regular guillotined sticks are integrated into the mix. Jumpers and sticks expose different faces of the stone, for varied textures.



Stones in this pattern :

at least 30 % of **High Guillotined Jumpers**

Depth options	Heights	Lengths	Fronts (visible faces)	Backs	Ends (sides)	Tops & Bottoms (bed)
Variable 3in 1/2 - 4in 1/2 (full bed stone)	As desired 12 in - 14 in	Variable 8 in - 28 in	Natural	Natural	Natural	Guillotined

with at least 20 % of **Standard Guillotined Jumpers**

Depth options	Heights	Lengths	Fronts (visible faces)	Backs	Ends (sides)	Tops & Bottoms (bed)
Variable 3in 1/2 - 4in 1/2 (full bed stone)	As desired 4 in - 12 in	Variable 8 in - 28 in	Natural	Natural	Natural	Guillotined
Variable 1 in 1/4 - 1in 1/2 (thinstone)	As desired 4 in - 12 in	Variable 8 in - 28 in	Natural	Sawn	Natural Custom corners available	Guillotined

and less than 50 % of **Regular Guillotined Ashlar Sticks**

Depth options	Heights	Lengths	Fronts (visible faces)	Backs	Ends (sides)	Tops & Bottoms (bed)
Variable 3in 1/2 - 4in 1/2 (full bed stone)	Variable 3 in - 9 in	Variable 8 in - 28 in	Guillotined	Guillotined	Natural*	Natural
Variable 1 in 1/4 - 1 in 1/2 (thinstone)	Variable 3 in - 9 in	Variable 8 in - 28 in	Guillotined	Sawn	Natural* Custom corners available	Natural

* May be guillotined

RUSSELTOWN



Ducharme Silica Sandstone:
Garry Brown

The stones in the RUSSELTOWN motif are jumpers sawn to height. The sawn tops and bottoms perfect a modern look. The jumpers expose the bed face, which is generally smoother the split faces.



Ducharme Silica Sandstone :
Blue Skies

Stones
in this pattern :

Guillotined Jumpers, Sawn to Height						
Depth options	Heights	Lengths	Fronts (visible faces)	Backs	Ends (sides)	Tops & Bottoms (bed)
Variable 3in 1/2 - 4in 1/2 (full bed stone)	As desired 4 in - 12 in	Variable 8 in - 28 in	Natural	Natural	Sawn or Guillotined	Sawn
Variable 1 in 1/4 - 1in 1/2 (thinstone)	As desired 4 in - 12 in	Variable 8 in - 28 in	Natural	Sawn	Sawn or Guillotined Custom corners available	Sawn



Colour Mix : Horizon

FRANKLIN



Ducharme Silica Sandstone :
Marbled Yellow

The stones in the FRANKLIN mosaic pattern come in a variety of shapes and diameters, sometimes triangular, sometimes rectangular or trapezoidal.

Stones
in this pattern :

Mosaic						
Depth options	Heights	Lengths	Fronts (visible faces)	Backs	Ends (sides)	Tops & Bottoms (bed)
Variable 3in 1/2 - 4in 1/2 (full bed stone)	Diameter 8 in - 28 in	Diameter 8 in - 28 in	Natural	Natural	Natural	Natural
Variable 1 in 1/4 - 1 in 1/2 (thinstone)	Diameter 8 in - 12 in	Diameter 8 in - 28 in	Natural	Sawn	Natural Custom corners available	Natural



Ducharme Silica Sandstone :
Marbled Yellow



Colour Mix: Horizon

Pattern

MOOERS



MOOERS limestone ashlar sticks are cut by Ducharme for masonry projects. Sawn to specific heights, as chosen by the customer.

Stones
in this pattern :

Guillotined Limestone Ashlar Sticks, Sawn to Height						
Depth options	Heights	Lengths	Fronts (visible faces)	Backs	Ends (sides)	Tops & Bottoms (bed)
Variable 3in 1/2 - 4in 1/2 (full bed stone)	As desired 2 in - 15 in	Variable 8 in - 28 in	Guillotined	Guillotined	Natural*	Sawn
Variable 1 in 1/4 - 1 in 1/2 (thinstone)	As desired 2 in - 12 in	Variable 8 in - 28 in	Guillotined	Sawn	Natural* Custom corners available	Sawn

* May be sawn or guillotined



ASCOT



The stones in the ASCOT pattern are jumpers and guillotined ashlar sticks of variable dimensions that can be cut and installed freely.



Stones in this pattern :

about 50 % of **Standard Guillotined Jumpers**

Depth options	Heights	Lengths	Fronts (visible faces)	Backs	Ends (sides)	Tops & Bottoms (bed)
Variable 3in 1/2 - 4in 1/2 (full bed stone)	As desired 4 in - 12 in	Variable 8 in - 28 in	Natural	Natural	Natural	Guillotined
Variable 1 in 1/4 - 1 in 1/2 (thinstone)	As desired 4 in - 12 in	Variable 8 in - 28 in	Natural	Sawn	Natural Custom corners available	Guillotined

about 50 % of **Regular Guillotined Ashlar Sticks**

Depth options	Heights	Lengths	Fronts (visible faces)	Backs	Ends (sides)	Tops & Bottoms (bed)
Variable 3in 1/2 - 4in 1/2 (full bed stone)	Variable 3 in - 9 in	Variable 8 in - 28 in	Guillotined	Guillotined	Natural*	Natural
Variable 1 in 1/4 - 1 in 1/2 (thinstone)	Variable 3 in - 9 in	Variable 8 in - 28 in	Guillotined	Sawn	Natural* Custom corners available	Natural

* May be sawn or guillotined

natural stone
DUCHARME

Important : Our photos and samples provide a general overview of the color and texture of our products. Natural stone is very unique and presents variations in tones, colors, veining and textures. That's Ducharme's irresistible natural charm!

ROXHAM



The stones used in the ROXHAM pattern are guillotined sticks, exposing the split face of the stone. What makes this pattern special, is it incorporates narrow (shorter height) guillotined ashlar sticks.

Stones in this pattern :

at least 30 % of **Narrow (height) Guillotined Ashlar Sticks**

Depth options	Heights	Lengths	Fronts (visible faces)	Backs	Ends (sides)	Tops & Bottoms (bed)
Variable 3in 1/2 - 4in 1/2 (full bed stone)	Variable 2 in - 3 in	Variable 8 in - 28 in	Guillotined	Guillotined	Natural*	Natural
Variable 1 in 1/4 - 1 in 1/2 (thinstone)	Variable 2 in - 3 in	Variable 8 in - 28 in	Guillotined	Sawn	Natural* Custom corners available	Natural

with **Regular Guillotined Ashlar Sticks**

Depth options	Heights	Lengths	Fronts (visible faces)	Backs	Ends (sides)	Tops & Bottoms (bed)
Variable 3in 1/2 - 4in 1/2 (full bed stone)	Variable 3 in - 9 in	Variable 8 in - 28 in	Guillotined	Guillotined	Natural*	Natural
Variable 1 in 1/4 - 1 in 1/2 (thinstone)	Variable 3 in - 9 in	Variable 8 in - 28 in	Guillotined	Sawn	Natural* Custom corners available	Natural

* May be guillotined
** May be sawn or guillotined

natural stone
DUCHARME

Important : Our photos and samples provide a general overview of the color and texture of our products. Natural stone is very unique and presents variations in tones, colors, veining and textures. That's Ducharme's irresistible natural charm!